



COLLÈGE
DE FRANCE
—1530—



Chaire de Physique Mésoscopique
Michel Devoret
Année 2008, 13 mai - 24 juin

CIRCUITS ET SIGNAUX QUANTIQUES

QUANTUM SIGNALS AND CIRCUITS

Quatrième Leçon / *Fourth Lecture*

This College de France document is for consultation only. Reproduction rights are reserved.

08-IV-1

VISIT THE WEBSITE OF THE CHAIR OF MESOSCOPIC PHYSICS

<http://www.college-de-france.fr>

and follow links to:

<http://www.physinfo.fr/lectures.html>

[PDF FILES OF ALL LECTURES WILL BE POSTED ON THIS WEBSITE](#)

Questions, comments and corrections are welcome!

08-IV-2

CALENDAR OF SEMINARS

May 13: Denis Vion, (Quantronics group, SPEC-CEA Saclay)

Continuous dispersive quantum measurement of an electrical circuit

May 20: Bertrand Reulet (LPS Orsay)

Current fluctuations : beyond noise

June 3: Gilles Montambaux (LPS Orsay)

Quantum interferences in disordered systems

June 10: Patrice Roche (SPEC-CEA Saclay)

Determination of the coherence length in the Integer Quantum Hall regime

June 17: Olivier Buisson, (CRTBT-Grenoble)

A quantum circuit with several energy levels

June 24: Jérôme Lesueur (ESPCI)

High Tc Josephson Nanojunctions: Physics and Applications

08-IV-3

PROGRAM OF THIS YEAR'S LECTURES

Lecture I: Introduction and overview

Lecture II: Modes of a circuit and propagation of signals

Lecture III: The "atoms" of signal

Lecture IV: Scattering vs hamiltonian description of circuits

Lecture V: Non-linear circuit elements: length and energy scales of superconductivity

Lecture VI: Amplifying quantum signals with dispersive circuits

08-IV-4

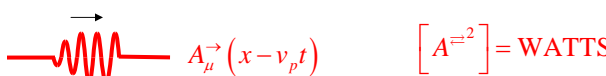
LECTURE IV : SCATTERING vs HAMILTONIAN DESCRIPTION OF CIRCUITS

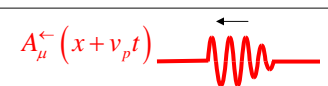
OUTLINE

1. Review of previous lecture, purpose of this lecture
2. Link between electrical quantities and photon operators
3. Quantum fluctuation-dissipation theorem
4. Fluctuations of damped harmonic oscillator

08-IV-5

PROPAGATING WAVE AMPLITUDES (CLASSICAL)





energy density $\left\{ \frac{\partial \mathcal{E}}{\partial t} + \vec{\nabla} \cdot \vec{\mathcal{P}} \right\} = 0$ energy flux (Poynting v^{tor})

$V = V^> + V^<$

$I = I^> - I^<$

$V^> = (Z_c)^{1/2} A^>$

$I^> = (Z_c)^{-1/2} A^>$

x

$$\mathcal{P}(x, t) = |A^>(x, t)|^2 - |A^<(x, t)|^2$$

$$Z_c = \sqrt{\frac{L_\ell}{C_\ell}} = \frac{V^>}{I^>} = \frac{V^<}{I^<}$$

characteristic impedance

$$v_p = \sqrt{\frac{1}{L_\ell C_\ell}}$$

propagation velocity

$$\frac{\partial}{\partial x} A^\pm = \mp \frac{1}{v_p} \frac{\partial}{\partial t} A^\pm$$

solution:

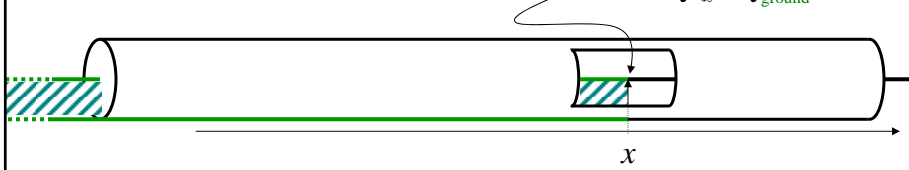
$$A^\pm(x, t) = A_0^\pm(x \mp v_p t)$$

LEARNING TO QUANTIZE THIS DISTRIBUTED ELEMENT SYSTEM

08-IV-6

QUANTIZING CONTINUOUS NODE FLUX OF LINE

For transmission line, mother field is "node flux": $\Phi(x, t) = \int_{-\infty}^t dt_1 \int_{\text{ground}}^x \vec{E}(x_1, t_1) dx_1$



Commutation relations:

$$\begin{aligned} [\hat{\Phi}(x_1), \hat{\Pi}(x_2)] &= i\hbar\delta(x_1 - x_2) \\ [\hat{\Phi}(x_1), \hat{\Phi}(x_2)] &= [\hat{\Pi}(x_1), \hat{\Pi}(x_2)] = 0 \end{aligned}$$

Fourier kingdom: $\hat{\Phi}[k] = \frac{1}{\sqrt{2\pi}} \int_{-\infty}^{+\infty} dx \hat{\Phi}(x) e^{-ikx}$ $\hat{\Pi}[k] = \frac{1}{\sqrt{2\pi}} \int_{-\infty}^{+\infty} dx \hat{\Pi}(x) e^{-ikx}$

straight brackets

Ladder operators:

$$\hat{a}[k] = \frac{1}{\sqrt{2\hbar}} \left(\sqrt{\omega(|k|)C_\ell} \hat{\Phi}[k] + \frac{i}{\sqrt{\omega(|k|)C_\ell}} \hat{\Pi}[k] \right)$$

08-IV-7

FIELD LADDER OPERATORS IN FREQUENCY DOMAIN

Introduce new notation extending frequencies to negative values, for both positive and negative k :

$$\begin{aligned} \hat{a}^\rightarrow[-\omega_0] &= \hat{a}^\dagger[+\omega(k_0 > 0)] \\ \hat{a}^\leftarrow[-\omega_0] &= \hat{a}^\dagger[+\omega(-k_0 < 0)] \end{aligned}$$

[Courty, Grassia and Reynaud, Europhys.Lett. 46 (1999) 31]

Makes sense since:

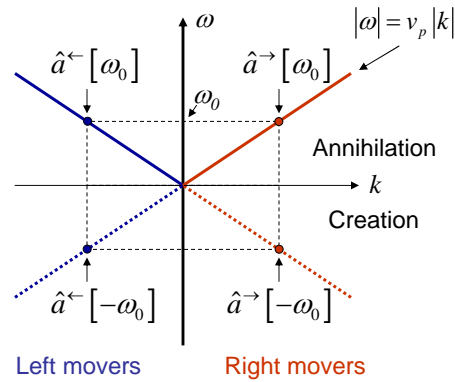
$$\begin{aligned} i \frac{d}{dt} \hat{a}^\rightarrow[\omega] &= -|\omega| \hat{a}^\rightarrow[\omega] \\ i \frac{d}{dt} \hat{a}^\leftarrow[\omega] &= +|\omega| \hat{a}^\leftarrow[\omega] \end{aligned}$$

Commutation relations:

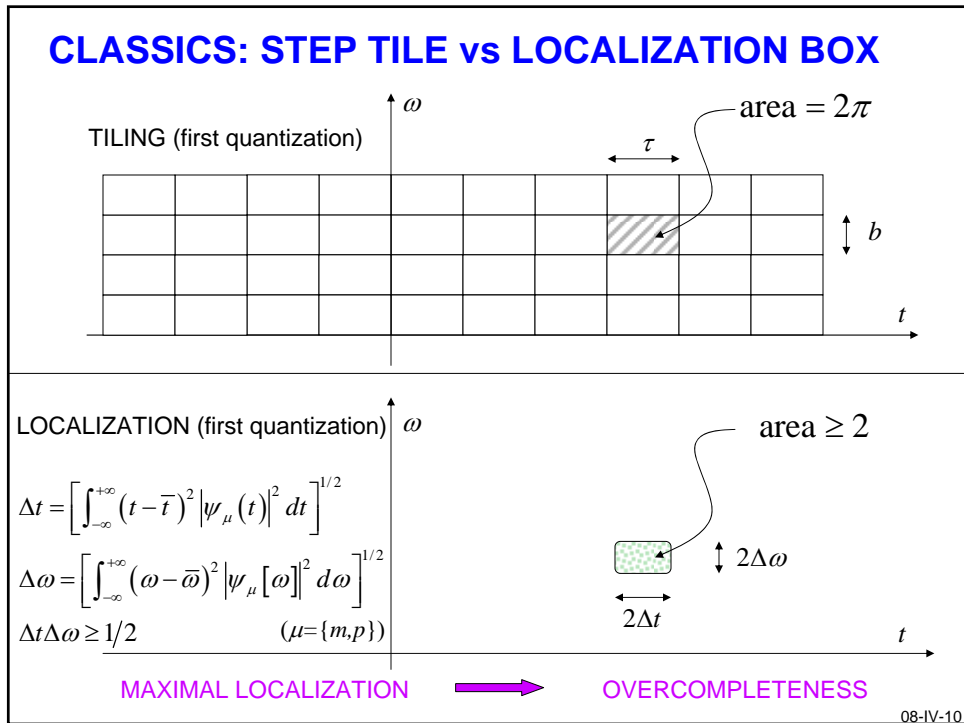
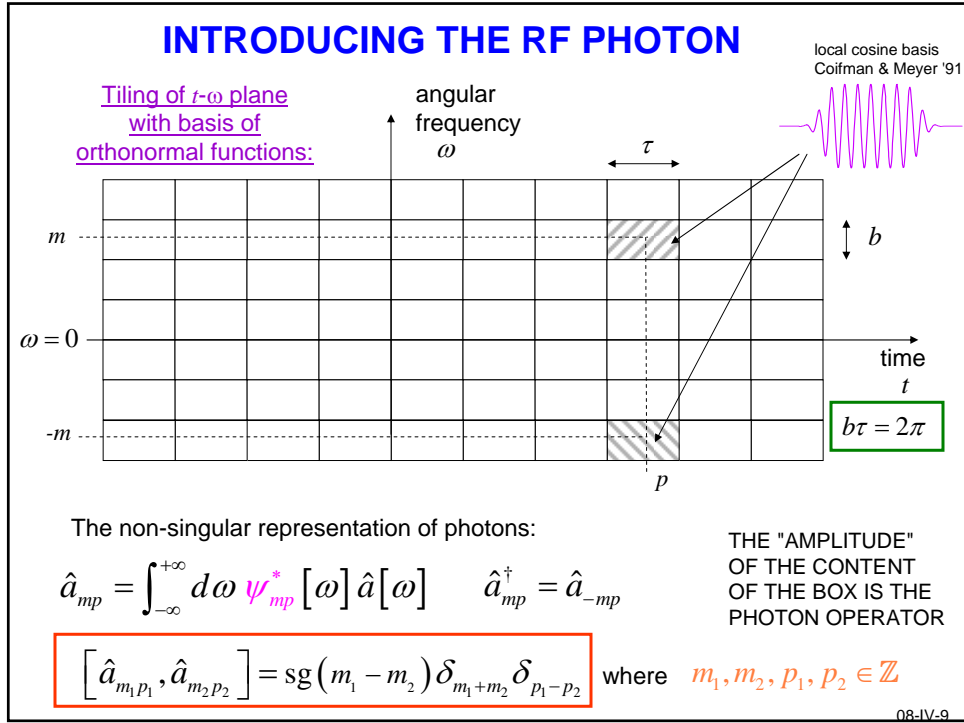
$$\begin{aligned} [\hat{a}^\leftarrow[\omega_1], \hat{a}^\leftarrow[\omega_2]] &= \text{sg}(\omega_1 - \omega_2) \delta(\omega_1 + \omega_2) \\ [\hat{a}^\rightarrow[\omega_1], \hat{a}^\rightarrow[\omega_2]] &= [\hat{a}^\leftarrow[\omega_1], \hat{a}^\rightarrow[\omega_2]] = 0 \end{aligned}$$

Hamiltonian:

$$\hat{H} = \int_0^\infty \hbar\omega d\omega \left\{ \hat{a}^\leftarrow[-\omega] \hat{a}^\leftarrow[\omega] + \hat{a}^\rightarrow[-\omega] \hat{a}^\rightarrow[\omega] \right\} \quad \hat{H}|\text{vac}\rangle = 0$$



08-IV-8



CLASSICAL SPECTROGRAM OF SIGNAL

SPECTRUM ANALYZER MEASURES ENERGY PER MODE

$$\langle A[\omega_1] A[\omega_2] \rangle = S_{AA}[\omega_1] \delta[\omega_1 + \omega_2] \quad \text{FORMAL!}$$

$$A_{mp} = \int_{-\infty}^{+\infty} dt \psi_{mp}(t) A(t) = \int_{-\infty}^{+\infty} d\omega \psi_{mp}^*[\omega] A[\omega]$$

$$S_{AA}[mb = \omega](\delta\omega = b) = \langle A_{-mp} A_{mp} \rangle (\delta\omega = b) \quad \text{Physicist} \quad [\text{W.s}]$$

$$\mathcal{S}_{AA}(|m| B = \nu)(\delta\nu = B) = \langle A_{-mp} A_{mp} + A_{mp} A_{-mp} \rangle (\delta\nu = B)$$

$$B = b / 2\pi \quad \text{Electrical engineer} \quad [\text{W/Hz}]$$

Resolution bandwidth (Hz)

08-IV-11

ONE MAIN QUESTION WE WOULD LIKE TO ANSWER:

HOW DO WE GO BACK AND FORTH
BETWEEN ELECTRICAL QUANTITIES
AND FIELD MODES PHOTON OPERATORS?

$$\begin{array}{|l} \mathbf{V} = \mathbf{V}^+ + \mathbf{V}^- \\ \mathbf{I} = \mathbf{I}^+ - \mathbf{I}^- \end{array} \iff \begin{array}{|l} \mathbf{V}^\pm = (Z_c)^{1/2} \mathbf{A}^\pm \\ \mathbf{I}^\pm = (Z_c)^{-1/2} \mathbf{A}^\pm \end{array} \iff \mathbf{A}^\pm(t \mp x/v_p) = \frac{1}{\sqrt{2\pi}} \int_{-\infty}^{+\infty} d\omega \mathbf{A}^\pm[\omega] e^{-i\omega(t \mp x/v_p)}$$

$$\hat{\mathbf{a}}_\mu = \int_{-\infty}^{+\infty} d\omega \psi_{mp}^*[\omega] \hat{\mathbf{a}}^\pm[\omega] \iff [\hat{\mathbf{a}}^\pm[\omega_1], \hat{\mathbf{a}}^\pm[\omega_2]] = \text{sg}(\omega_1 - \omega_2) \delta(\omega_1 + \omega_2)$$

$$\left\{ \begin{array}{l} [\hat{\mathbf{A}}[\omega]] = [\text{power}^{1/2} \times \text{time}] = [\text{action}]^{1/2} \\ [\hat{\mathbf{a}}[\omega]] = [\text{time}]^{1/2} \end{array} \right.$$

IMPLEMENTING SECOND QUANTIZATION

ANSWER:

$$\hat{\mathbf{A}}^\pm[\omega] = \sqrt{\frac{\hbar|\omega|}{2}} \hat{\mathbf{a}}^\pm[\omega]$$

08-IV-12

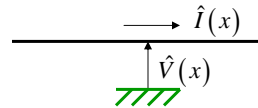
OUTLINE

1. Review of previous lecture, purpose of this lecture
2. Link between electrical quantities and photon operators
3. Quantum fluctuation-dissipation theorem
4. Fluctuations of damped harmonic oscillator

08-IV-5b

BACK TO VOLTAGES AND CURRENTS

Want expressions for physical variables:

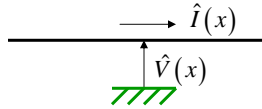


Flux:

$$\hat{\Phi}(x,t) = \sqrt{\frac{\hbar Z_c}{4\pi}} \int_{-\infty}^{+\infty} \frac{d\omega}{\sqrt{|\omega|}} \left\{ \hat{a}^{\rightarrow}[\omega] e^{-i\omega(t-x/c)} + \hat{a}^{\leftarrow}[\omega] e^{-i\omega(t+x/c)} \right\}$$

08-IV-13

BACK TO VOLTAGES AND CURRENTS

Want expressions for physical observables: 

Flux:

$$\hat{\Phi}(x,t) = \sqrt{\frac{\hbar Z_c}{4\pi}} \int_{-\infty}^{+\infty} \frac{d\omega}{\sqrt{|\omega|}} \left\{ \hat{a}^{\rightarrow}[\omega] e^{-i\omega(t-x/c)} + \hat{a}^{\leftarrow}[\omega] e^{-i\omega(t+x/c)} \right\}$$

Voltage:

$$\hat{V}(x,t) = \hat{V}^{\rightarrow}(x,t) + \hat{V}^{\leftarrow}(x,t)$$

$$\hat{V}^{\rightarrow}(x,t) = \sqrt{\frac{\hbar Z_c}{4\pi}} \int_{-\infty}^{+\infty} \frac{d\omega}{\sqrt{|\omega|}} i\omega \hat{a}^{\rightarrow}[\omega] e^{-i\omega(t\mp x/c)}$$

Current:

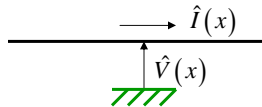
$$\hat{I}(x,t) = \hat{I}^{\rightarrow}(x,t) - \hat{I}^{\leftarrow}(x,t)$$

$$\hat{I}^{\rightarrow}(x,t) = \sqrt{\frac{\hbar}{4\pi Z_c}} \int_{-\infty}^{+\infty} \frac{d\omega}{\sqrt{|\omega|}} i\omega \hat{a}^{\rightarrow}[\omega] e^{-i\omega(t\mp x/c)}$$

08-IV-13a

BACK TO VOLTAGES AND CURRENTS

08-IV-13b

Want expressions for physical variables: 

Flux:

$$\hat{\Phi}(x,t) = \sqrt{\frac{\hbar Z_c}{4\pi}} \int_{-\infty}^{+\infty} \frac{d\omega}{\sqrt{|\omega|}} \left\{ \hat{a}^{\rightarrow}[\omega] e^{-i\omega(t-x/c)} + \hat{a}^{\leftarrow}[\omega] e^{-i\omega(t+x/c)} \right\}$$

Voltage:

$$\hat{V}(x,t) = \hat{V}^{\rightarrow}(x,t) + \hat{V}^{\leftarrow}(x,t)$$

$$\hat{V}^{\rightarrow}(x,t) = \sqrt{\frac{\hbar Z_c}{4\pi}} \int_{-\infty}^{+\infty} \frac{d\omega}{\sqrt{|\omega|}} i\omega \hat{a}^{\rightarrow}[\omega] e^{-i\omega(t\mp x/c)}$$

Current:

$$\hat{I}(x,t) = \hat{I}^{\rightarrow}(x,t) - \hat{I}^{\leftarrow}(x,t)$$

$$\hat{I}^{\rightarrow}(x,t) = \sqrt{\frac{\hbar}{4\pi Z_c}} \int_{-\infty}^{+\infty} \frac{d\omega}{\sqrt{|\omega|}} i\omega \hat{a}^{\rightarrow}[\omega] e^{-i\omega(t\mp x/c)}$$

Characteristic scales for $Z_c \sim 50\Omega$:

$$\sqrt{\hbar Z_c} \sim 0.036\Phi_0$$

$$\sqrt{\frac{\hbar}{Z_c}} \sim 9e$$

WAVE AMPLITUDE vs PHOTON OPERATORS

$$\hat{A}^{\rightleftharpoons}[\omega] = \sqrt{\frac{\hbar|\omega|}{2}} \hat{a}^{\rightleftharpoons}[\omega]$$

propagation direction
angular frequency (positive or negative)

operator of wave amplitude in Fourier domain
field ladder operator

Total energy transported by line: $\int_{-\infty}^{+\infty} d\omega \hat{A}^{\rightleftharpoons}[-\omega] \hat{A}^{\rightleftharpoons}[\omega] = \int_{-\infty}^{+\infty} dt |\hat{A}^{\rightleftharpoons}(t)|^2$ (Parseval)

Mode amplitude:

$$\hat{A}_\mu = \int_{-\infty}^{+\infty} d\omega \sqrt{\frac{\hbar|\omega|}{2}} \psi_{mp}^*[\omega] \hat{a}^{\rightleftharpoons}[\omega]$$

$$\bar{\omega}_m = \int_{-\infty}^{+\infty} d\omega \omega |\psi_{mp}[\omega]|^2$$

$$[\hat{A}_{m_1 p_1}, \hat{A}_{m_2 p_2}] = \frac{\hbar \bar{\omega}_{m_1}}{2} \delta_{m_1+m_2} \delta_{p_1-p_2}$$

08-IV-14

QUANTUM STATE OF THE LINE

Each mode $\mu = \{(m, p), (-m, p)\}$ can be excited with an arbitrary number of photons

We obtain the general photon state:

$$|n_1, n_2, \dots, n_\mu, \dots\rangle = \prod_{\mu} a_{-\mu}^{n_\mu} |vac\rangle$$

$$n_\mu = a_\mu^\dagger a_\mu$$

Most general pure state of the line:

$$|\Psi\rangle = c_1 |n_1^1, n_2^1, \dots, n_\mu^1, \dots\rangle + c_2 |n_1^2, n_2^2, \dots, n_\mu^2, \dots\rangle + \dots + c_\Omega |n_1^\Omega, n_2^\Omega, \dots, n_\mu^\Omega, \dots\rangle$$

$$|\Psi\rangle = \sum_h c_h \prod_{\mu} a_{-\mu}^{n(h,\mu)} |vac\rangle$$

Contains all possible forms of entanglement, correlations, etc...

08-IV-15

ANTICOMMUTATOR FOR PURE PHOTON STATE

$$\left\langle \left\{ \hat{A}_{m_1 p_1}, \hat{A}_{m_2 p_2} \right\} \right\rangle = \hbar \bar{\omega}_{m_1} \left(n_{m_1 p_1} + \frac{1}{2} \right) \delta_{m_1+m_2} \delta_{p_1-p_2}$$

ANTICOMMUTATOR FOR THERMAL STATE

$$\rho = \frac{\exp\left[-\frac{1}{k_B T} \sum_{\mu} \hbar \omega_{\mu} n_{\mu}\right]}{\text{Tr} \exp\left[-\frac{1}{k_B T} \sum_{\mu} \hbar \omega_{\mu} n_{\mu}\right]} \quad \langle n \rangle_T + \frac{1}{2} = \frac{1}{e^{\frac{\hbar \omega}{k_B T}} - 1} + \frac{1}{2} = \frac{1}{2} \coth \frac{\hbar \omega}{2k_B T}$$

$$\left\langle \left\{ \hat{A}_{m_1 p_1}, \hat{A}_{m_2 p_2} \right\} \right\rangle_T = \frac{\hbar \bar{\omega}_{m_1}}{2} \coth \frac{\hbar \bar{\omega}_{m_1}}{2k_B T} \delta_{m_1+m_2} \delta_{p_1-p_2}$$

08-IV-16

OUTLINE

1. Review of previous lecture, purpose of this lecture
2. Link between electrical quantities and photon operators
3. Quantum fluctuation-dissipation theorem
4. Fluctuations of damped harmonic oscillator

08-IV-5c

QUANTUM FLUCTUATION-DISSIPATION THEOREM

$$\frac{1}{2} \langle \{a[\omega_1], a[\omega_2]\} \rangle_T = N_T(|\omega|) \delta(\omega_1 + \omega_2) \quad N_T(|\omega|) = \frac{1}{2} \coth\left(\frac{\hbar|\omega|}{2k_B T}\right)$$

$$N_T(|\omega|) \xrightarrow{T \rightarrow \infty} \frac{k_B T}{\hbar|\omega|}$$

$$\langle \{\hat{V}^\pm(t_1), \hat{V}^\pm(t_2)\} \rangle = - \left\langle \frac{\hbar Z_c}{4\pi} \int_{-\infty}^{+\infty} d\omega_1 \frac{\omega_1}{\sqrt{|\omega_1|}} e^{-i\omega_1 t_1} \int_{-\infty}^{+\infty} d\omega_2 \frac{\omega_2}{\sqrt{|\omega_2|}} e^{-i\omega_2 t_2} \{\hat{a}^\pm[\omega_1], \hat{a}^\pm[\omega_2]\} \right\rangle$$

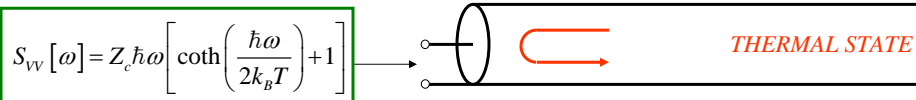
$$= \frac{\hbar Z_c}{4\pi} \int_{-\infty}^{+\infty} d\omega \omega e^{-i\omega(t_1-t_2)} \coth\left(\frac{\hbar\omega}{2k_B T}\right)$$

$$\langle \hat{V}^\pm[\omega_1] \hat{V}^\pm[\omega_2] \rangle = S_{VV}^\pm[\omega] \delta(\omega_1 + \omega_2) \quad S_{VV}^\pm[\omega] = \frac{Z_c}{4} \hbar \omega \left[\coth\left(\frac{\hbar\omega}{2k_B T}\right) + 1 \right]$$

08-IV-17

QUANTUM FLUCTUATION-DISSIPATION THEOREM (CNTD)

$$\langle \hat{V}^\pm[\omega_1] \hat{V}^\pm[\omega_2] \rangle = S_{VV}^\pm[\omega] \delta(\omega_1 + \omega_2) \quad S_{VV}^\pm[\omega] = \frac{Z_c}{4} \hbar \omega \left[\coth\left(\frac{\hbar\omega}{2k_B T}\right) + 1 \right]$$



$$S_{VV}[\omega] = 4S_{VV}^\pm[\omega]$$

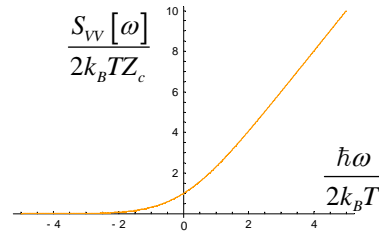
$\omega > 0$: emission

$\omega < 0$: absorption

Recover results of Johnson-Nyquist noise:

Voltage fluctuations in classical regime:

$$S_{VV}[\nu] = 4k_B TR$$

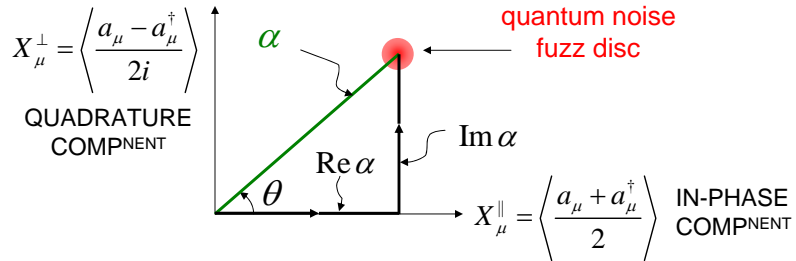


Power flow in classical regime:

$$P = k_B TB$$

08-IV-18

SEMI-CLASSICAL (GLAUBER) SIGNAL MODE



α = signal mode complex amplitude

$|\alpha|^2$ = signal mode mean energy in photon number

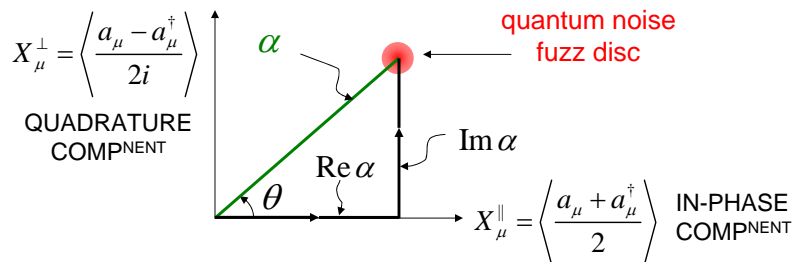
θ = signal mode mean phase

$$a_{\mu} |\alpha\rangle = \alpha |\alpha\rangle$$

$$|\alpha\rangle = e^{\alpha a_{\mu}^{\dagger} - \alpha^* a_{\mu}} |0\rangle$$

08-IV-19

SEMI-CLASSICAL (GLAUBER) SIGNAL MODE



α = signal mode complex amplitude

$|\alpha|^2$ = signal mode mean energy in photon number

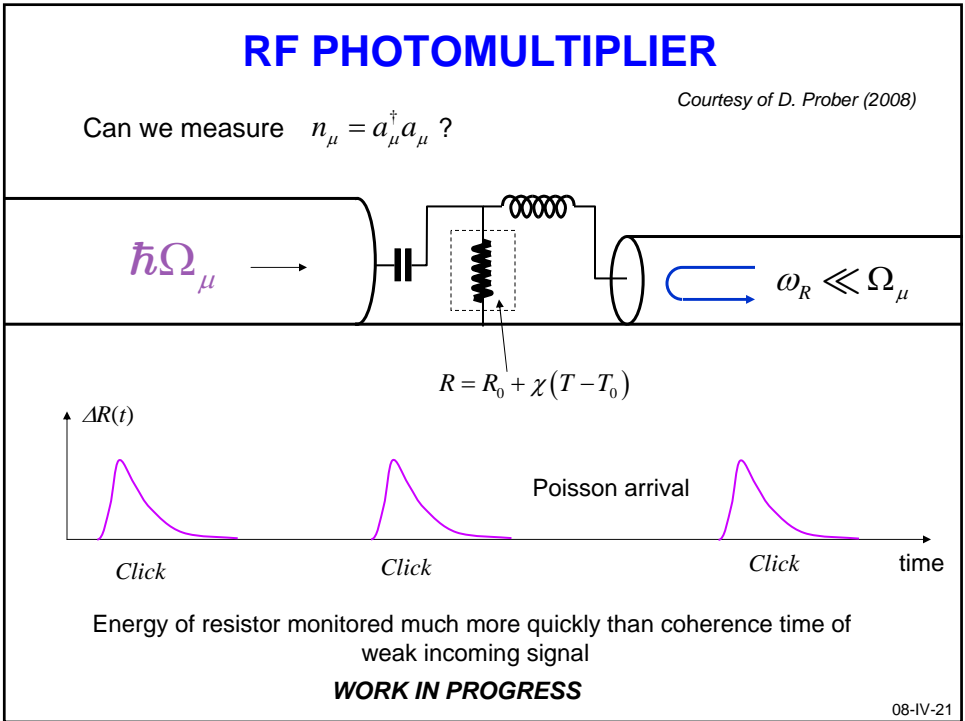
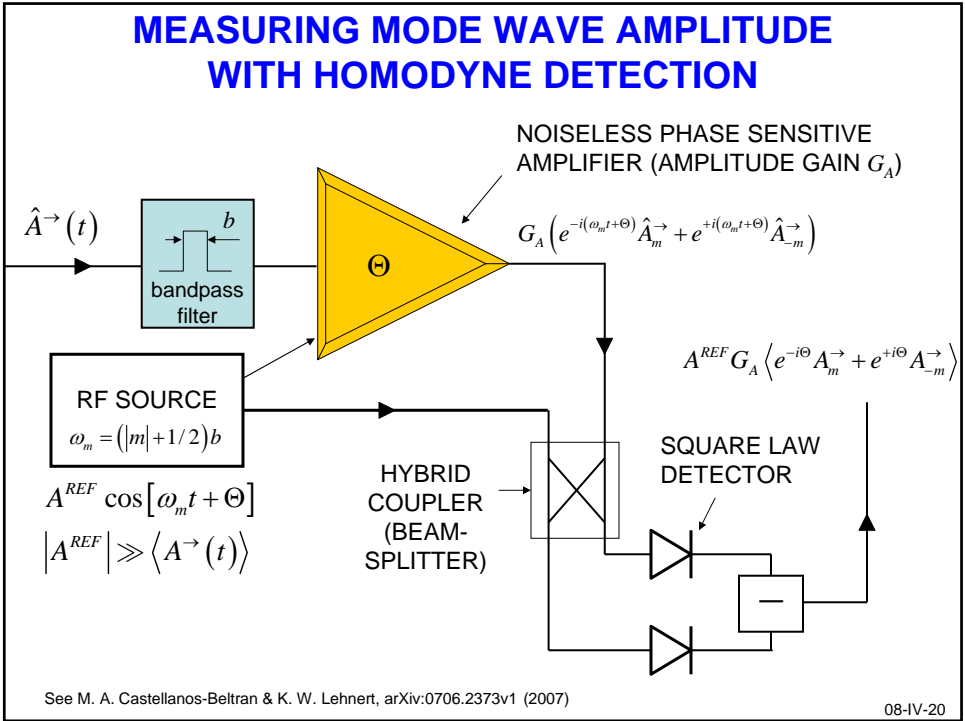
θ = signal mode mean phase

$$a_{\mu} |\alpha\rangle = \alpha |\alpha\rangle$$

$$|\alpha\rangle = e^{\alpha a_{\mu}^{\dagger} - \alpha^* a_{\mu}} |0\rangle$$

Fresnel vector \rightarrow Fresnel "lollypop"

08-IV-19a



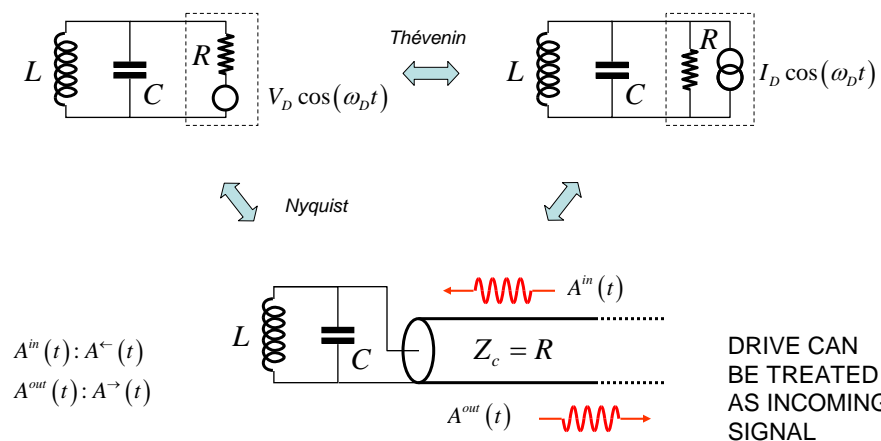
OUTLINE

1. Review of previous lecture, purpose of this lecture
2. Link between electrical quantities and photon operators
3. Quantum fluctuation-dissipation theorem
4. Fluctuations of damped harmonic oscillator

08-IV-5d

SCATTERING APPROACH TO DRIVEN DISSIPATIVE CIRCUITS

MAIN IDEA: RESISTANCE IS EQUIVALENT TO SEMI-INFINITE TRANSMISSION LINE



08-IV-22

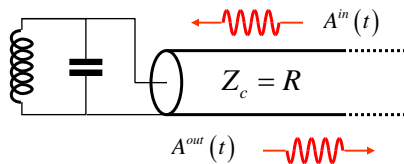
A KEY POINT

$$\leftarrow \text{---} A^{\leftarrow}(t)$$

$$Z_c = R$$

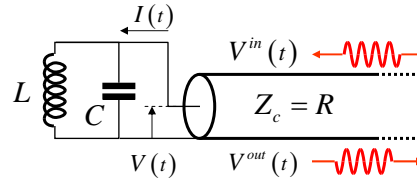
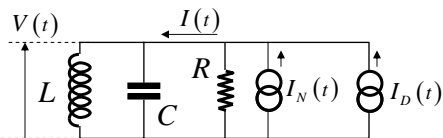
$$A^{\rightarrow}(t) \text{ ---}$$

UNLIKE $A^{\leftarrow}(t)$ AND $A^{\rightarrow}(t)$, $A^{\text{in}}(t)$ AND $A^{\text{out}}(t)$ ARE NOT INDEPENDENT



TERMINATING CIRCUIT IMPOSES A STRICT RELATIONSHIP BETWEEN INCOMING AND OUTGOING WAVES

RESISTANCE-TRANSMISSION LINE EQUIVALENCE



$$\begin{cases} V(t) = \dot{\Phi}(t) = R(I_D(t) + I_N(t) - I(t)) \\ C\ddot{\Phi} + \frac{\dot{\Phi}}{R} + \frac{\Phi}{L} = I_D(t) + I_N(t) \end{cases}$$

$$\ddot{\Phi} + \frac{\dot{\Phi}}{RC} + \frac{\Phi}{LC} = \frac{I_D(t) + I_N(t)}{C}$$

$$V(t) + Z_c I(t) = 2V^{\text{in}}(t)$$

$$\begin{cases} V(t) = V^{\text{in}}(t) + V^{\text{out}}(t) \\ V^{\text{in/out}}(t) = Z_c^{1/2} A^{\text{in/out}}(t) \\ I(t) = I^{\text{in}}(t) - I^{\text{out}}(t) \\ I^{\text{in/out}}(t) = Z_c^{-1/2} A^{\text{in/out}}(t) \end{cases}$$

$$\ddot{\Phi} + 2\Gamma\dot{\Phi} + \omega_0^2\Phi = 4\Gamma V^{\text{in}}(t)$$

$$V^{\text{out}}(t) = \dot{\Phi} - V^{\text{in}}(t)$$

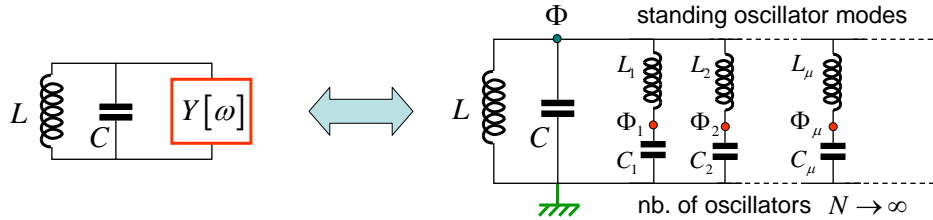
$$\omega_0 = \frac{1}{\sqrt{LC}} \quad \text{resonance frequency}$$

$$\Gamma = \frac{1}{2RC} \quad \text{amplitude damping rate (HWHM)}$$

$$\frac{\omega_0}{2\Gamma} = Q \gg 1 \quad \text{quality factor}$$

08-IV-23

ANOTHER POINT OF VIEW: HAMILTONIAN APPROACH OF CALDEIRA AND LEGGETT



$$\hat{H} = \frac{\hat{\Phi}^2}{2L} + \frac{\hat{Q}^2}{2C} + \sum_{\mu=1}^N \left[\frac{\hat{Q}_{\mu}^2}{2C_{\mu}} + \frac{(\hat{\Phi}_{\mu} - \hat{\Phi})^2}{2L_{\mu}} \right] \quad \text{Re}[Y[\omega_{\mu}]] = \sqrt{\frac{C_{\mu}}{L_{\mu}}} \quad \omega_{\mu} = \sqrt{\frac{1}{L_{\mu}C_{\mu}}}$$

$$Z_{tot}[\omega] = \frac{1}{\frac{1}{jL\omega} + jC\omega + Y[\omega]} \quad (j = -i)$$

$$\langle \hat{\Phi}^2 \rangle = \frac{1}{2\pi} \int_{-\infty}^{+\infty} d\omega \frac{\hbar Z_T[\omega]}{2\omega} \coth\left(\frac{\hbar\omega}{2k_B T}\right)$$

$$\langle \hat{Q}^2 \rangle = \frac{C^2}{2\pi} \int_{-\infty}^{+\infty} d\omega \frac{\hbar\omega Z_T[\omega]}{2} \coth\left(\frac{\hbar\omega}{2k_B T}\right)$$

08-IV-29

NEXT LECTURE:

1) NON-LINEARITY INTRODUCED IN CIRCUITS
BY JOSEPHSON TUNNELING

2) ACTIVE QUANTUM CIRCUITS

08-IV-30