

Cours 4 : Tension de surface des tissus

J.F. Joanny


Cours 4, Collège de France, 1 mars 2021



COLLÈGE
DE FRANCE
— 1530 —



Tensiomètre à plaques parallèles pour les tissus *M. Steinberg*



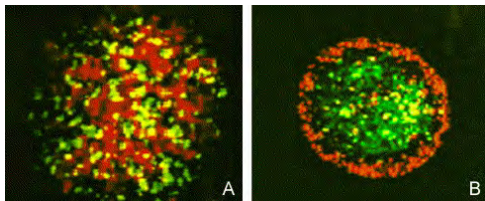
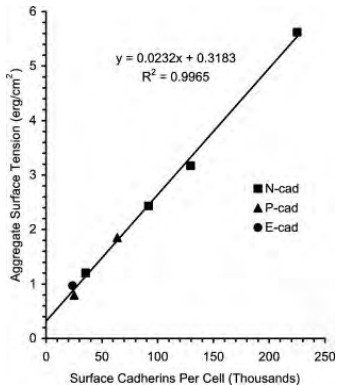
A. Mgharbel et al.



COLLÈGE
DE FRANCE
— 1530 —



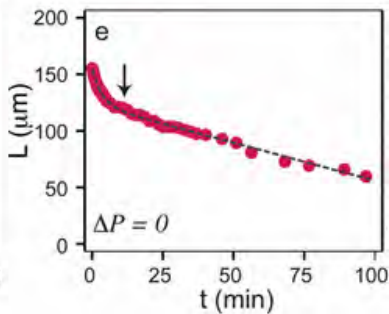
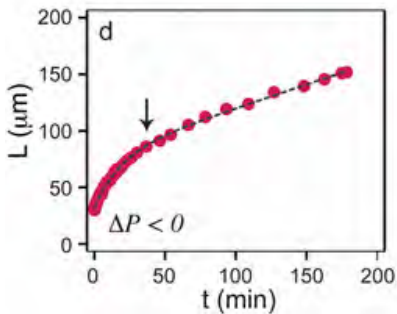
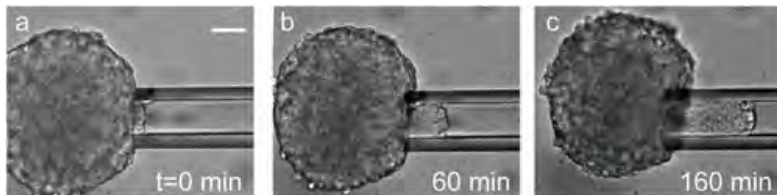
“Differential Adhesion Hypothesis” *M. Steinberg*



COLLÈGE
DE FRANCE
— 1530 —



Aspiration dans une micropipette



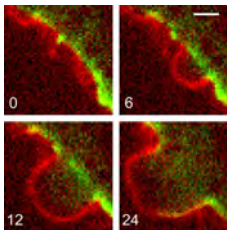
Guevorkian et al.



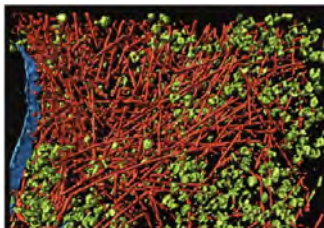
—ISSO—



Actine corticale et tension cellulaire



Charras



Medalia

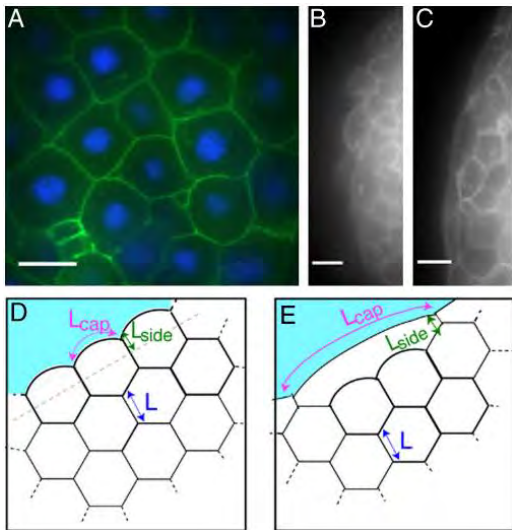
E. Paluch



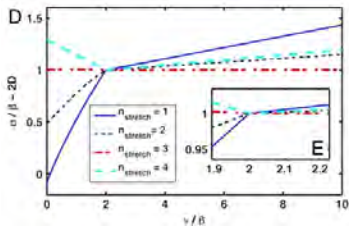

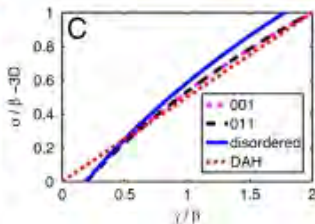
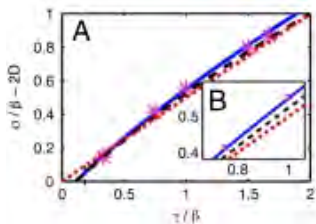
COLLÈGE
DE FRANCE
— 1530 —



Tension de surface d'un tissu épithélial




Tension de surface *Manning et al.*



COLLÈGE
DE FRANCE
— 1530 —



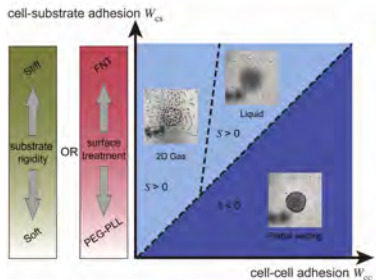
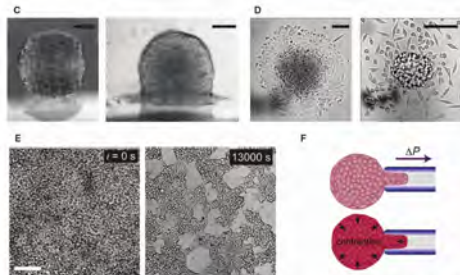
Tissu tridimensionnel *Manning et al.*



COLLÈGE
DE FRANCE
— 1530 —



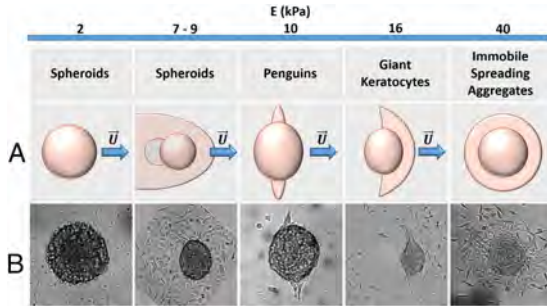
Mouillage par des agrégats cellulaires *Douezan, Brochard*



COLLÈGE DE FRANCE
— 1530 —



Mouvement spontané de sphéroïdes *Beaune, Brochard*



COLLÈGE
DE FRANCE
— 1530 —

